

SC10CL

LBP/MBP Compressor

R404A/R507

220-240V 50Hz

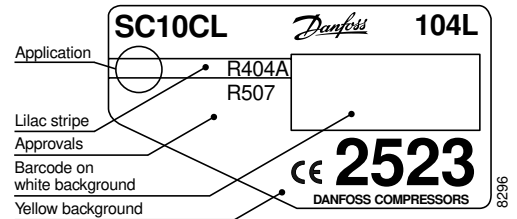
Data Sheet (Replaces CF.54.A1.02)

General

Compressor	SC10CL
Code number	104L2523

Application

Application		LBP/MBP
Evaporating temperature range	°C	-35 to -5
Voltage range	V/Hz	198 - 254 /50
Motor type		CSIR
Max. ambient temperature	°C	38
Comp. cooling at ambient temp.	32°C	F ₂
	38°C	F ₂



- S = Static cooling normally sufficient
- O = Oil cooling
- F₁ = Fan cooling 1.5 m/s
(compressor compartment temperature equal to ambient temperature)
- F₂ = Fan cooling 3.0 m/s necessary

Design

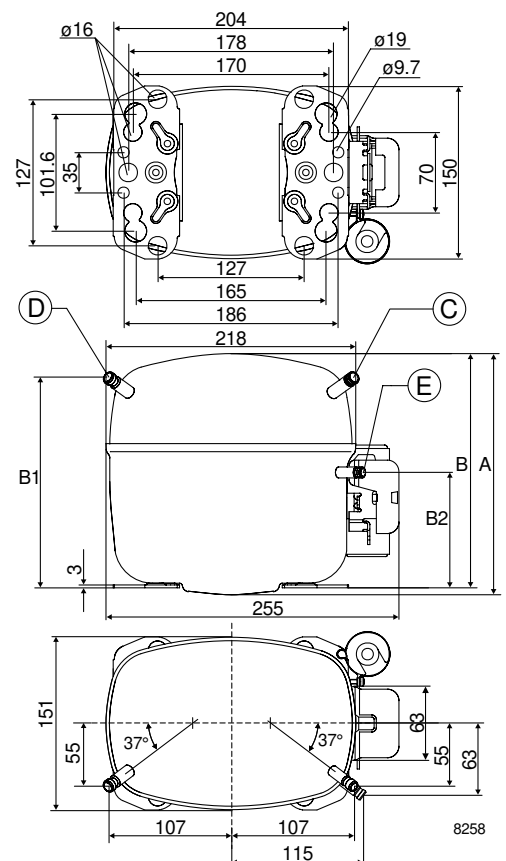
Displacement	cm ³	10.29
Oil quantity	cm ³	600
Maximum refrigerant charge	g	1300
Free gas vol. in compressor	cm ³	1410
Weight without electrical equipment	kg	13.1

Motor

Motor size	watt	315
LRA (rated after 4 sec. UL984) HST	A	12.6
Cut-in current HST	A	12.6
Resistance, main and start winding (25°C)	Ω	6.7/11.8
Approvals		EN 60335-2-34

Dimensions

Height	mm	A	209
		B	203
		B1	183
		B2	100
Suction connector	location/I.D. mm	C	8.2 ±0.09
Process connector	location/I.D. mm	D	6.2 ±0.09
Discharge connector	location/I.D. mm	E	6.2 ±0.09
Compressors on a pallet	pcs.		80



Capacity (EN 12900/CECOMAF)

watt

Comp. °C	-35	-30	-25	-23.3	-20	-15	-10	-5
SC10CL	168	258	365	405	489	634	800	991

Capacity (ASHRAE)

watt

Comp. °C	-35	-30	-25	-23.3	-20	-15	-10	-5
SC10CL	195	300	424	470	569	737	932	1154

Power consumption

watt

Comp. °C	-35	-30	-25	-23.3	-20	-15	-10	-5
SC10CL	243	294	350	370	410	471	530	584

Current consumption

A

Comp. °C	-35	-30	-25	-23.3	-20	-15	-10	-5
SC10CL	1.91	2.05	2.22	2.27	2.39	2.59	2.81	3.04

COP (EN 12900/CECOMAF)

W/W

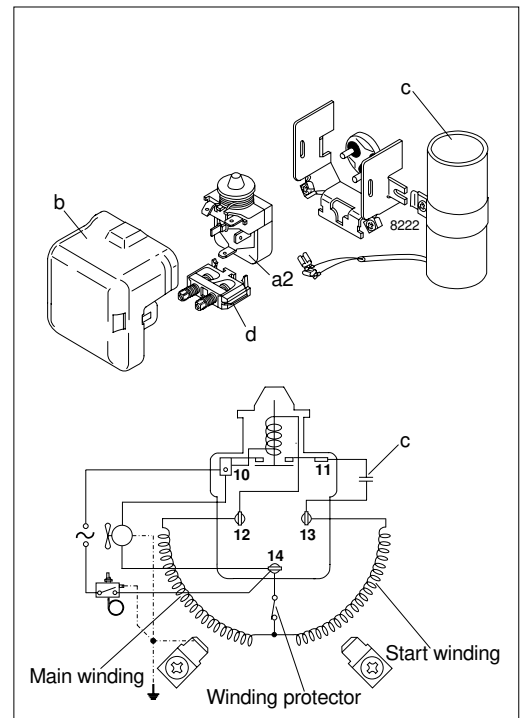
Comp. °C	-35	-30	-25	-23.3	-20	-15	-10	-5
SC10CL	0.69	0.88	1.04	1.09	1.19	1.35	1.51	1.70

COP (ASHRAE)

W/W

Comp. °C	-35	-30	-25	-23.3	-20	-15	-10	-5
SC10CL	0.80	1.02	1.21	1.27	1.39	1.57	1.76	1.98

Test conditions	EN 12900/CECOMAF	ASHRAE
Condensing temperature	45°C	45°C
Ambient and suction gas temp.	32°C	32°C
Liquid temperature	45°C	32°C
Fan cooling F ₂ , 220V 50Hz		



Accessories

Devices	Fig.	SC10CL
Starting relay	a2	117U6003
Cover	b	103N2009
Starting capacitor 80 µF	c	117U5017
Cord relief	d	103N1004
Mounting accessories		
Bolt joint for one compressor		118-1917
Bolt joint in quantities		118-1918
Snap-on in quantities		118-1919

Danfoss can accept no responsibility for possible errors in catalogues, brochures and other printed material. Danfoss reserves the right to alter its products without notice. This also applies to products already on order provided that such alterations can be made without subsequential changes being necessary in specifications already agreed. All trademarks in this material are property of the respective companies. Danfoss and the Danfoss logotype are trademarks of Danfoss A/S. All rights reserved.

